

Data for Precise Anilox Monitoring

# Anilox QC

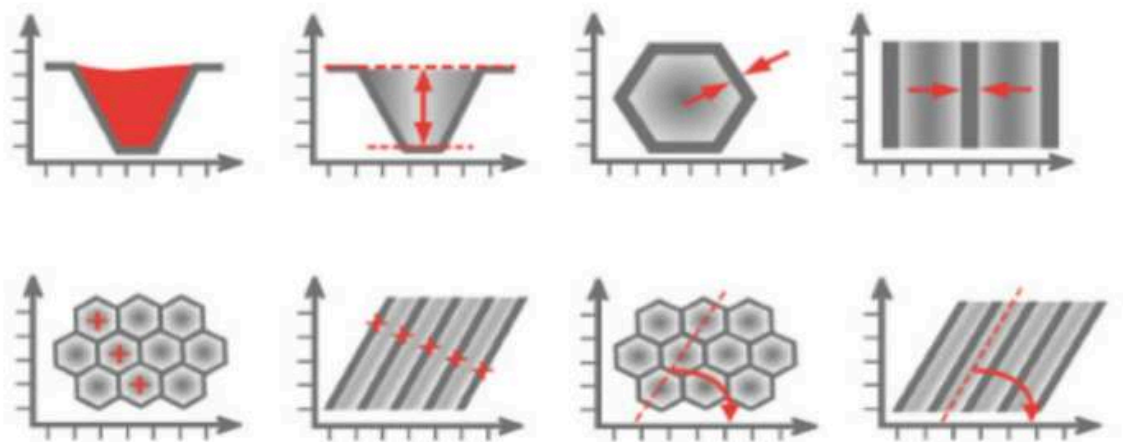
## **Precision Unleashed**

*With cutting-edge algorithms, measuring anilox roll volume and condition is now easy for every printer. In just seconds, users can acquire a detailed 3D scan with geometric measurements and a rotating view for easy visual inspection.*

## **RAPID ACCURACY**

### **Comprehensive Analysis**

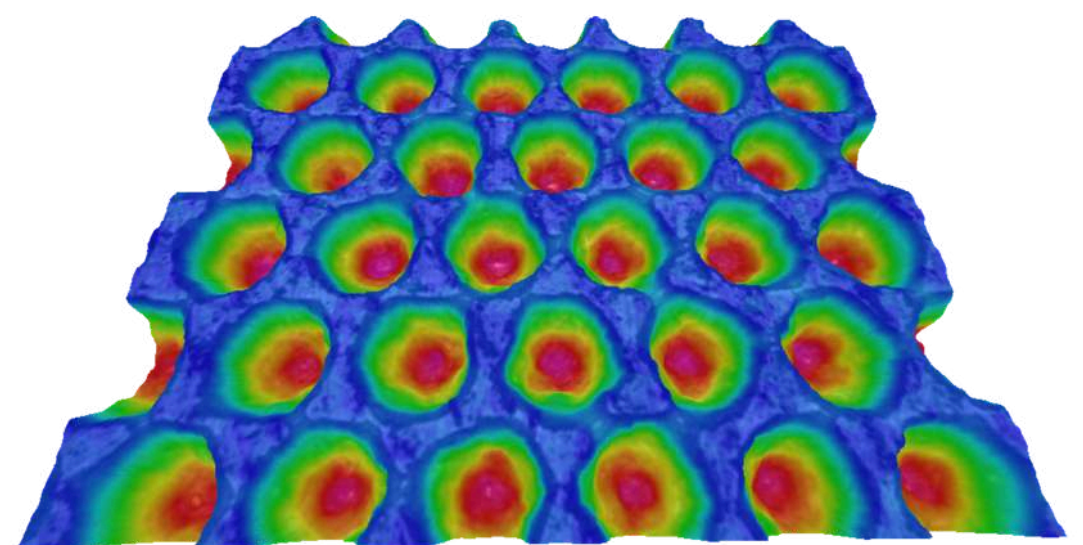
Our software features automatic measurement of volume, depth, cell opening, wall thickness, engraving screen, angle, and condition of anilox, providing comprehensive insights into print quality and performance.



## **Choose Anilox QC**

### **Savings and Sustainability**

Knowing the condition of anilox rolls can significantly cut press setup time, reduce waste, and boost profitability. With a 15-20% decrease in make-ready waste, businesses can enhance operational efficiency and profits.

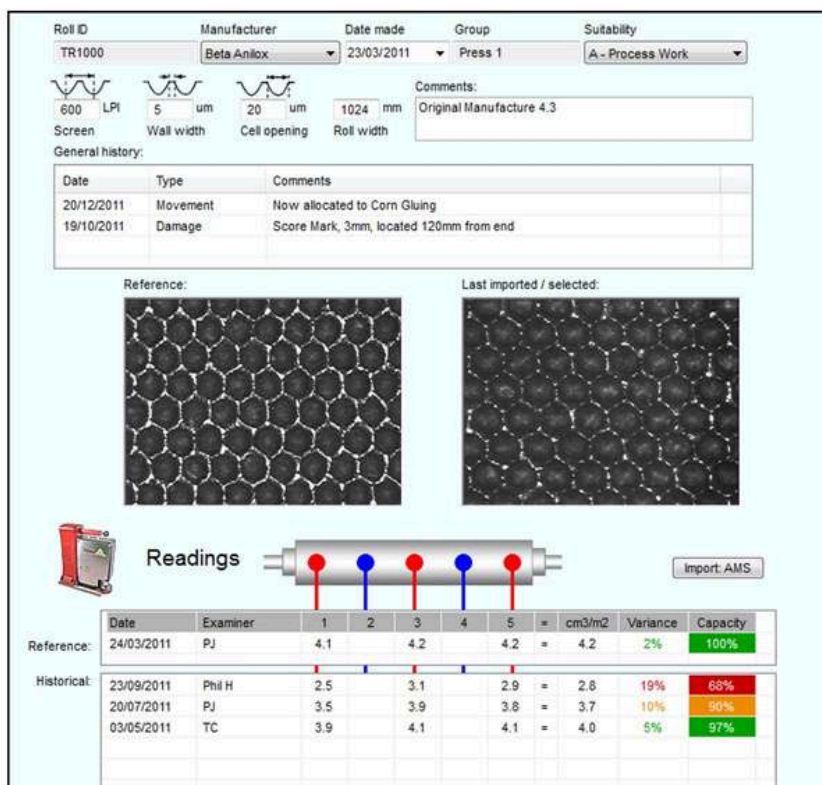
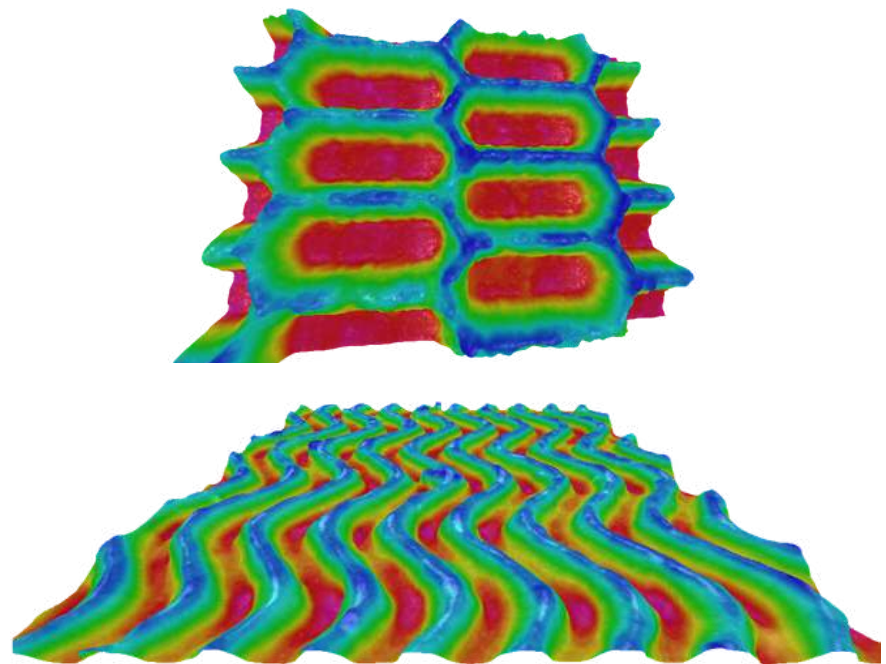


“*If the printer is fully aware of the condition of their Anilox they will be able to improve the press set up time, reduce ink matching and improve production*”

# ANILOX QC OPTIONS

## Complex Engravings

Unlock advanced capabilities with our optional Complex Engravings software. This feature enables precise volume and geometric measurements of various engraving types, including tri-helical, stretched hex, QUAD, and slalom.



## Anilox Management System

Simplify anilox management with our Anilox Management System (**AMS**). Gain detailed insights into each roll in your inventory, including comprehensive data, history tracking, and visual insights.

## MagneCAM Option

Position an AniCAM HD™ *Plus* on steel cored cylinders/rolls rotated at any angle, incorporating magnetic legs and special internal drive system to allow measurement on press, where access or removal of cylinders or rolls is difficult.



If you can't **measure** it,  
you can't **control** it.

+44 (0)1793 766355  
www.troika-systems.com  
info@troika-systems.com